

SERIES: SWI60C-E | **DESCRIPTION:** AC-DC POWER SUPPLY

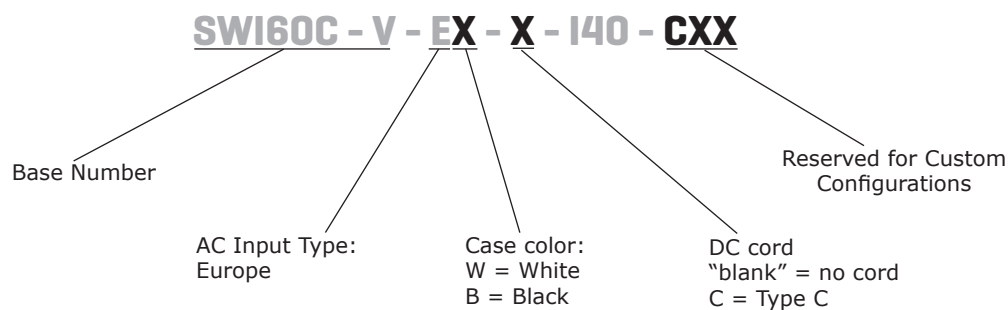
FEATURES

- up to 60 W continuous power
- meets Ecodesign 2019/1782
- universal input voltage range
- no load power consumption < 0.21 W
- over voltage, over current and short circuit protections
- EN 62368 certified
- PD 3.0 compliant
- custom designs available


MODEL

MODEL	output voltage	output current max	output power max	ripple and noise ¹ max	efficiency level ² typ
	(Vdc)	(A)	(W)	(mVp-p)	(%)
SWI60C-V-E	5	3	15	150	81.39
	9	3	27	150	86.62
	12	3	36	150	87.40
	15	3	45	150	87.73
	20	3	60	200	88.0

Notes: 1. At full load, 25°C, at 115/230 Vac input, 20 MHz bandwidth oscilloscope, output terminated with 0.1 µF and 10 µF capacitors.
 2. Average efficiency measured at 25%, 50%, 75%, and 100% load at 115/230 Vac.

PART NUMBER KEY


INPUT

parameter	conditions/description	min	typ	max	units
voltage		90		264	Vac
frequency		47		36	Hz
current				1.5	A
inrush current	at 240 Vac, 25°C			100	A
leakage current	at 240 Vac			0.25	mA
no load power consumption				0.21	W

OUTPUT

parameter	conditions/description	min	typ	max	units
line regulation			±2		%
load regulation			±5		%
start-up time	at 100 Vac, full load			3	s
rise time	at 115 Vac, full load			40	ms
hold-up time	at 115 Vac, full load	5			ms

PROTECTIONS

parameter	conditions/description	min	typ	max	units
over current protection	auto recovery	3.3		4	A
short circuit protection	auto recovery				

SAFETY & COMPLIANCE

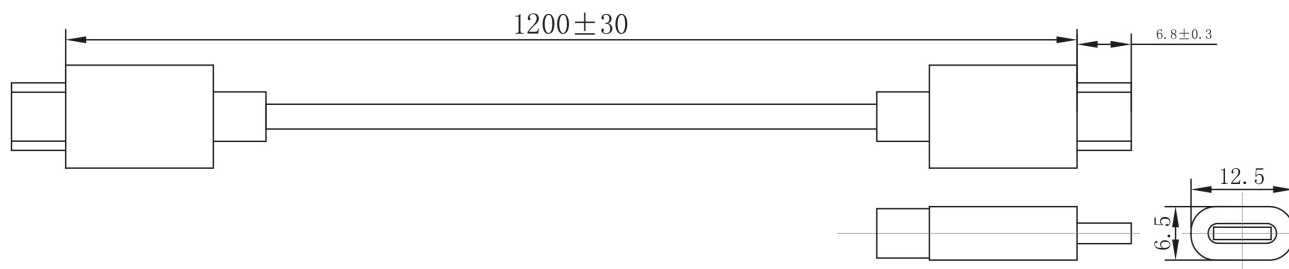
parameter	conditions/description	min	typ	max	units
isolation voltage	input to output for 5 seconds, 5 mA max		3,000		Vac
safety approvals	EN 62368, CE				
EMI/EMC	EN 55032, EN 55013 class B				
MTBF	as per Telcordia SR-332 at 25°C, nominal input	50,000			hours
RoHS	yes				

ENVIRONMENTAL

parameter	conditions/description	min	typ	max	units
operating temperature	combined line and load regulation	0		25	°C
storage temperature		-40		85	°C
operating humidity	non-condensing	5		95	%

DC CORD

units: mm

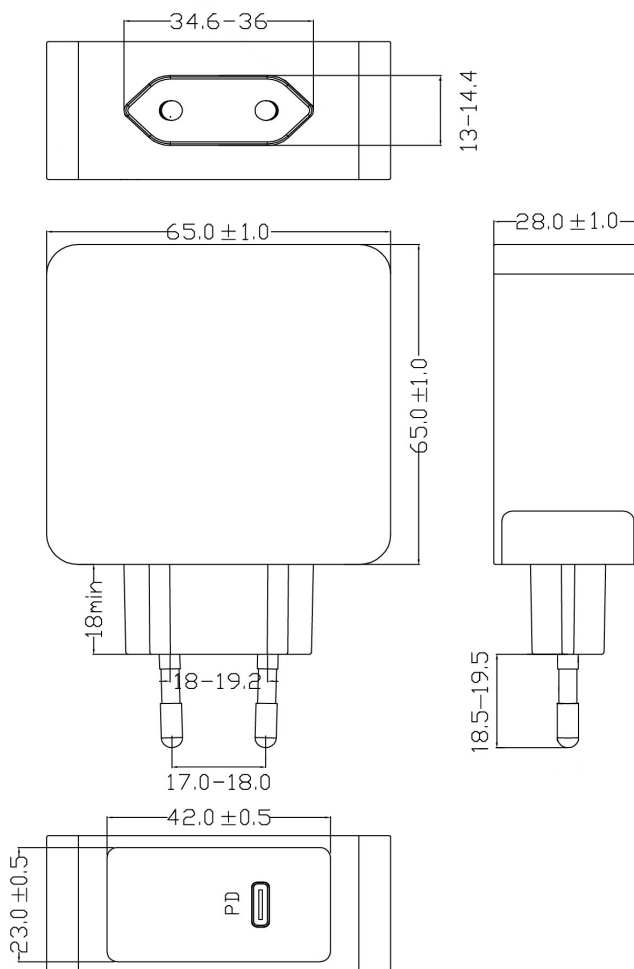


MECHANICAL

parameter	conditions/description	min	typ	max	units
dimensions	65.0 x 65.0 x 28.0				mm
inlet plug	Europe, 2-pin				
DC output	USB Type C				

MECHANICAL DRAWING

units: mm



REVISION HISTORY

rev.	description	date
1.0	initial release	07/11/2022

The revision history provided is for informational purposes only and is believed to be accurate.



Headquarters
20050 SW 112th Ave.
Tualatin, OR 97062
800.275.4899

Fax 503.612.2383
cui.com
techsupport@cui.com

CUI offers a two (2) year limited warranty. Complete warranty information is listed on our website.

CUI reserves the right to make changes to the product at any time without notice. Information provided by CUI is believed to be accurate and reliable. However, no responsibility is assumed by CUI for its use, nor for any infringements of patents or other rights of third parties which may result from its use.

CUI products are not authorized or warranted for use as critical components in equipment that requires an extremely high level of reliability. A critical component is any component of a life support device or system whose failure to perform can be reasonably expected to cause the failure of the life support device or system, or to affect its safety or effectiveness.